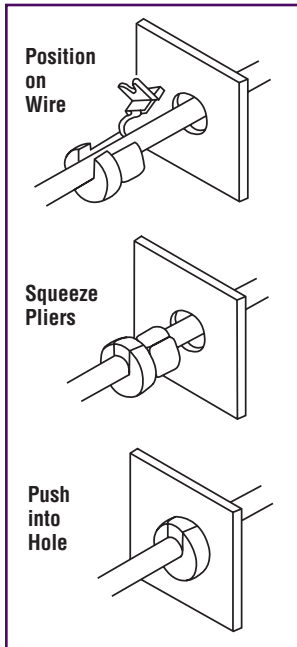




# Heyco® Straight-Thru Strain Relief Bushings

## For Round Cables

- Standardize panel design! Fill unneeded SR mounting holes with Heyco Double "D" Plugs, page 2-21.
- Sizes SR2 to SR6 for mounting hole diameters from .375 in. to .687 in.
- Protects the lifeline of your electric/electronic products by absorbing the forces of pull, push and twist that maybe exerted on the flexible power cord.
- Securely anchors, insulates, and protects cables and panel entry points.
- Standardized design! Fill unneeded SR mounting holes with Heyco Double D Holes.
- See pages 2-24, 2-25, and 2-26 for assembly tools and SR hole punches.

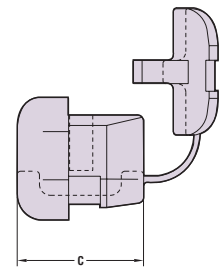
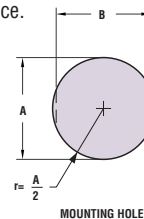


WILL FIT THESE CABLES			PANEL DIMENSIONS						PART NO.		DESCRIPTION	C BODY LENGTH			
UL Type Designation	AWG/ Conductors	Approximate Diameter		A Mounting Hole Dia.		B To Prevent Rotation		Maximum Panel Thickness <sup>1</sup>		Black	White		in.	mm.	
		in.	mm.	in.	mm.	in.	mm.	in.	mm.						
AWM	—	.125- <sup>*</sup> .187	3,2-4,8	.375	9,5	.330	8,4	.062	1,6	<b>1060</b>	<b>1061</b>	SR 2M-1	.406	10,3	
SV & SVT	18/2	.220-.245	5,6 6,2	.500	12,7	.450	11,4	.062	1,6	<b>1157</b>	<b>1158</b>	SR 5MN-3	.438	11,1	
Same as SR 5MN-3 above except									.100	2,5	<b>1140</b>	<b>1141</b>	SR 5M-3	.438	11,1
SV & SVT	18/2	.250	6,4	.500	12,7	.450	11,4	.062	1,6	<b>1150</b>	<b>1151</b>	SR 5N-4	.438	11,1	
	18/3	.255	6,5	.500-.515	12,7 13,1										
HPD	18/2	.270	6,9	.500	12,7	.500	12,7	.062	1,6	<b>1147</b>	<b>1148</b>	SR 5P-4	.438	11,1	
	16/2	.290	7,4	.500-.515	12,7 13,1										
Same as SR 5N-4 above except									.100	2,5	<b>1154</b>	<b>1155</b>	SR 5L-1	.438	11,1
SV & SVT	18/3	.255	6,5	.500	12,7	.450	11,4	.100	2,5	<b>1137</b>	<b>1138</b>	SR 5P3-4	.438	11,1	
HPD	16/2	.290	7,4	.500	12,7	.450	11,4	.100	2,5	<b>1137</b>	<b>1138</b>	SR 5P3-4	.438	11,1	
SJ, SJT & SJO	18/2	.300	7,6	.500	12,7	.465	11,8	.090	2,3	<b>1184</b>	<b>1185</b>	SR 6W-1	.438	11,1	
SJ, SJT & SJO	18/2	.300	7,6	.625	15,9	.550	14,0	.062	1,6	<b>1217</b>	<b>1218</b>	SR 6N-4	.578	14,7	
Same as SR 6N-4 above except									.125	3,2	<b>1210</b>	<b>1211</b>	SR 6P-4	.578	14,7
SJ, SJT & SJO	16/2	.325	8,3	.625	15,9	.550	14,0	.062	1,6	<b>1200</b>	<b>1201</b>	SR 6N3-4	.578	14,7	
	18/3	.330	8,4												
	14/2	.350	8,9												
	16/3	.355	9,0												
18/4	.360	9,1													
Same as SR 6N3-4 above except									.125	3,2	<b>1207</b>	<b>1208</b>	SR 6P3-4	.578	14,7
SJ, SJT & SJO	18/2	.300	7,6	.625	15,9	.550	14,0	.156	4,0	<b>1214</b>	<b>1215</b>	SR 6L-1	.678	17,2	
	16/2	.325	8,3	.656	16,7										
	18/3	.330	8,4	.656	16,7										
	16/3	.355	9,0	.687	17,4										

Standard Colors: Black or White. Consult Heyco for other colors.

\*AWM cable only.

<sup>1</sup>Maximum Panel Thickness—Part has additional clearance.



Quick Specs

Material	6/6 "Nylon"
Certifications	Recognized under the Component Program of Underwriters' Laboratories File #E-15331. Certified by the Canadian Standards Association File #LR-8919 VDE Test Report #8838-419-4001/A17
Flammability Rating	94V-2
Material Temperature Index	125°C—Maximum temperature on part not to exceed 105°C