



# Heyco® Right Angle Strain Relief Bushings

## For Flat Cables

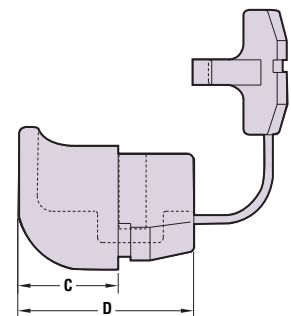
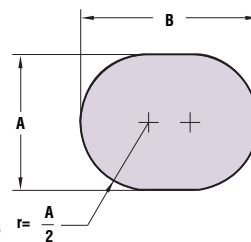
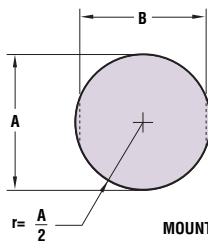
- Provides the same protection for your power supply cable as the straight-thru type AND...
- Exits the cable flush against the chassis, saving space and directing the cable parallel to the panel.
- Overcomes space limitations and acts as a back or bottom bumper.
- Standardize panel design! Fill unused SR mounting holes with Heyco Double "D" Plugs, page 2-21.
- See pages 2-24, 2-25, and 2-26 for assembly tools and SR hole punches.

WILL FIT THESE CABLES				PANEL DIMENSIONS						PART NO.		DESCRIPTION	PART DIMENSIONS				
UL Type Designation	AWG/ Conductors	Approximate Size		A Mounting Hole Dia.		B To Prevent Rotation		Maximum Panel Thickness <sup>1</sup>		Black	White		C Head Length		D Body Length		
		in.	mm.	in.	mm.	in.	mm.	in.	mm.			in.	mm.	in.	mm.		
SPT-1	18/2	.12x.22	3,0x5,6	.437	11,1	.390	9,9	.062	1,6	<b>1354</b>	<b>1355</b>	SR 13-1	.234	5,9	.500	12,7	
SPT-1	18/3	.12x.30	3,0x7,6														
SPT-2	18/2	.15x.28	3,8x7,1	.500	12,7	.450	11,4	.040	1,0	<b>1361</b>	<b>1362</b>	SR 14A-1	.390	9,9	.687	17,5	
HPN	16/2	.16x.30	4,1x7,6														
Same as SR 14A-1 above except									.100	2,5	<b>1364</b>	<b>1365</b>	SR 14-1	.390	9,9	.687	17,5
SPT-2	18/3	.15x.40	3,8x10,2														
SPT-3	18/2	.19x.35	4,8x8,9	.562	14,3	.525	13,3	.125	3,2	<b>1384</b>	<b>1385</b>	SR 16-1	.500	12,7	.859	21,8	
SPT-3	16/2	.20x.37	5,1x9,4														
HPN	16/3	.16x.37	4,1x9,4														
SPT-2	18/3	.15x.40	3,8x10,2														
SPT-2	16/3	.16x.41	4,1x10,4														
SPT-3	18/2	.19x.35	4,8x8,9	.560	14,2	.730	18,5	.080	2,0	<b>1424</b>	<b>1425</b>	SR 20-1 **	.406	10,3	.812	20,6	
	18/3	.19x.39	4,8x8,9	**	**	**	**										
	16/2	.20x.37	5,1x9,4														
	16/3	.20x.43	5,1x10,9														
Same as SR 20-1 above except									.125	3,2	<b>1434</b>	<b>1435</b>	SR 20L-1 **	.406	10,3	.812	20,6
SPT-3	16/2	.20x.37	5,1x9,4														
	16/3	.20x.43	5,1x10,9														
	14/2	.24x.42	6,1x10,7	.750	19,9	.875	22,2	.125	3,2	<b>1454</b>	<b>1455</b>	SR 23-1 **	.484	12,3	.937	23,8	
	14/3	.24x.51	6,1x13,0	**	**	**	**										
SPT-3	14/2	.24x.42	6,1x10,7														
	14/3	.24x.51	6,1x13,0														
	12/2	.29x.51	7,4x13,0	.875	22,2	.840	21,3	.125	3,2	<b>1464</b>	<b>1465</b>	SR 24-1	.500	12,7	.968	24,6	
	12/3	.29x.65	7,4x16,5														
SPT-3	10/3	.32x.66	8,0x16,8	1.093	28,0	1.000	25,4	.125	3,2	<b>1440</b>	<b>1441</b>	SR 21-2	.734	18,6	1.437	36,5	

Standard Colors: Black or White. Consult Heyco for other colors.

\*\*Use elongated hole.

<sup>1</sup> Maximum Panel Thickness—Part has additional clearance.



Quick Specs

Material	6/6 "Nylon"
Certifications	UL Recognized under the Component Program of Underwriters' Laboratories File #E-15331
	CSA Certified by the Canadian Standards Association File #LR-8919
Flammability Rating	94V-2
Material Temperature Index	125°C—Maximum temperature on part not to exceed 105°C