

Tinnerman® One-Piece Self Sufficient Clips

The dimensions of the above parts are envelope dimensions only. For complete design information, please request a blueprint from your Tinnerman representative or the Tinnerman Engineering department.

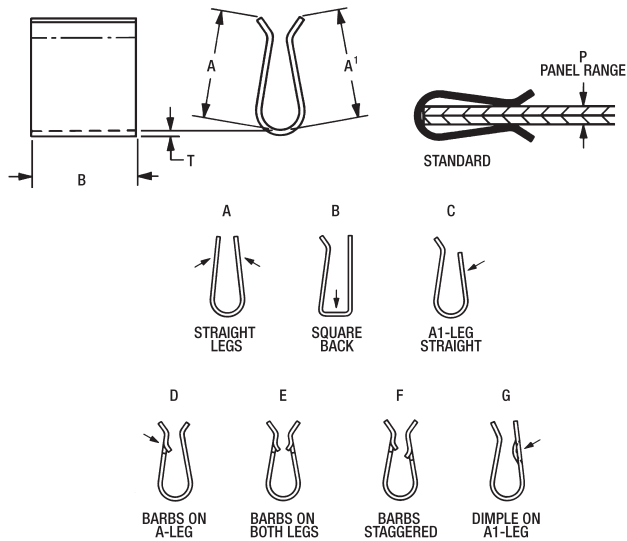
Metric parts listed in italic



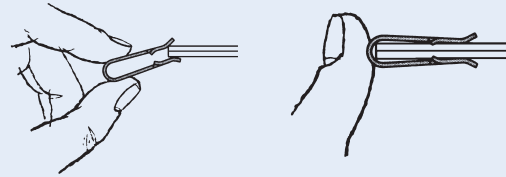
U-Type Fasteners (Standard)

Tinnerman **U-Type Speed Clip Fasteners** snap easily over metal, plastic or wooden panels providing a strong clamping action for firm, vibration-free assembly. They are self-sufficient requiring no holes, screws, welds, rivets or other secondary fastening devices. They are low cost, removable and reusable requiring only the simplest assembly procedure. Turned-up lead lips on one or both legs allow fast assembly over the panel edges. Some are equipped with barbs for positive retention of the panel.

Depending upon design, they can be used to clamp or hinge panels together, provide a removable spring catch, apply delicate spring tension on fragile surfaces, secure light components within cavities, etc. Fastening applications for these heat-treated, spring steel **Speed Clips** are limited only by the imagination.



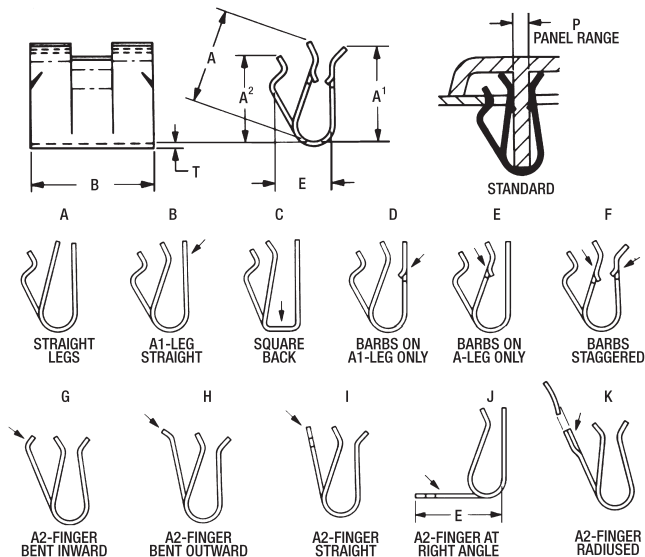
How to apply U-Type Speed Clip Fasteners



Align panels to be secured and lead **U Clip** over the edges at a slight angle. Once both legs are started over the panel, simply press until fully seated.

P Panel Range	Design Variation	A	A1	B Width	T Mat'l. Thick.	Part Number
.015 - .060	F	.340	.340	.500	.014	C22503-014
<i>1.140 - 2.540</i>	<i>CD</i>	<i>11.680</i>	<i>9.700</i>	<i>19.050</i>	<i>.510</i>	<i>C57527-051M</i>
.046 - .056	ABE	.200	.200	.380	.014	C23928-014
.050 - .100	CE	.340	.350	.500	.017	C20285SS-017
.060 - .090	E	.390	.390	.500	.014	C21465-014
.080 - .140	CD	.350	.300	.380	.014	D98284-014
.093 - .187	CG	.360	.560	.220	.020	C21592-020
.100 - .156	D	.680	.680	.630	.025	C21457-025
.115 - .185	E	.420	.420	.500	.014	C27091-014
.125 - .187	F	.680	.660	.630	.025	C43978-025
<i>3.560 - 3.810</i>	<i>E</i>	<i>17.150</i>	<i>19.050</i>	<i>12.750</i>	<i>.430</i>	<i>C57997-043M</i>
.170 - .205	E	.430	.430	.500	.014	C43806-014
.245 - .255	BE	.360	.360	.500	.014	C45931-014
.320 - .340	BE	.270	.270	.500	.014	C56147-014

U-Type Fasteners (Special)



P Panel Range	Design Variation	A	A1	A2	B Width	E	T Mat'l. Thick.	Part Number
.025 - .035	BFI	.270	.300	.460	.500	.350	.014	C44140-014
<i>1.000 - 1.500</i>	<i>F</i>	<i>10.000</i>	<i>9.250</i>	<i>9.600</i>	<i>12.700</i>	<i>6.350</i>	<i>.430</i>	<i>D57067-043M</i>
.040 - .090	Std.	.340	.340	.340	.500	.210	.014	C2855SS-014
	Std.	.340	.340	.320	.500	.220	.014	C21449-014
.043 - .053	BFK	.200	.300	.280	.500	.510	.017	C25467-017
.055 - .065	BFH	.310	.310	.340	.500	.460	.014	C29019-014
.070 - .090	CD	.160	.160	.200	.375	.310	.012	C57854-012
.075 - .105	FH	.240	.410	.340	.500	.320	.014	C21527-014
.090 - .110	EI	.340	.340	.100	.750	.350	.017	D98327-017
.125 - .140	CFI	.210	.260	.240	.500	.435	.017	C57817-017
.150 - .160	FG	.300	.330	.400	.500	.290	.020	C43824SS-020