


**Phillips Wafer Head w/Nibs, Self-Drilling, Cement Board Screw, Ruspert Coating**



- Ceramic coating provides protection from corrosion
- Designed to work with all backer boards
- Nibs under head clamp board firmly

**Material Application**

Attaches cement board to metal studs.

Size	Pt	Bulk Part No	Bulk Qty	Lbs*	Drill Cap (in.)	5lb Part No	5lb Qty	1lb Part No	1lb Qty
8-18 x 1-1/4	2	CB814	5M	29	.035 - .100	CB814V	800	CB814I	200
8-18 x 1-5/8	2	CB815	4M	29	.035 - .100	CB815V	650	CB815I	125
8-18 x 2-1/4	2	CB824	3M	30	.035 - .100	CB824V	500	CB824I	100

**Phillips Wafer Head w/Nibs, Hi-Low, Sharp Point, Cement Board Screws, Ruspert Coating**




- Ceramic coating provides protection from corrosion
- Designed to work with all backer boards
- Nibs under head clamp board firmly

**Material Application**

Attaches cement board to wood studs.

Size	Bulk Part No	Bulk Qty	Lbs*	5lb Part No	5lb Qty	1lb Part No	1lb Qty
8-15 x 1-1/4	814CB	5M	31	814CBV	800	814CBI	200
8-15 x 1-5/8	815CB	4M	30	815CBV	650	815CBI	125
8-15 x 2-1/4	824CB	2.5M	25	824CBV	500	824CBI	100

**Phillips Wafer Head w/Nibs, Hi-Low, Spoon Point, Cement Board Screws, Ruspert Coating**




- Ceramic coating provides protection from corrosion
- Designed to work with all backer boards
- Nibs under head clamp board firmly

**Material Application**

Attaches cement board to wood or light gauge metal studs.

Size	Bulk Part No	Bulk Qty	Lbs*	5lb Part No	5lb Qty	1lb Part No	1lb Qty
8-15 x 1-1/4	CB814SPN	5M	29	CB814SPNV	800	CB814SPNI	200
8-15 x 1-5/8	CB815SPN	4M	29	CB815SPNV	650	CB815SPNI	125

**Phillips Flat Head w/Nibs and Wings, Self-Drilling, Fiber Board Screw, Ruspert Coating**



- Ceramic coating provides protection from corrosion
- Nibs under head clamp board firmly
- Wings ream hole in board preventing "jacking action"

**Material Application**

Attaches fiber board to metal studs.

Size	Pt	Bulk Part No	Bulk Qty	Lbs*	Drill Cap (in.)	5lb Part No	5lb Qty	1lb Part No	1lb Qty
8-18 x 1-1/4	2	FB814R	5M	27	.035 - .100	FB814RV	800	FB814RI	200
8-18 x 1-5/8	2	FB815R	4M	28	.035 - .100	FB815RV	650	FB815RI	125
8-18 x 2-1/4	2	FB824R	3M	30	.035 - .100	FB824RV	500	FB824RI	100

\*Carton weights are approximate and may vary.

Note: 5lb. boxes sold 6 per case. 1lb. boxes sold 20 per case.



**Self-Drilling Drywall Anchors**

- No hole preparation necessary; pre-drills own small precise hole in gypsum wallboard
- Installs quickly and easily with a phillips screw driver or square drive bit
- Deep thread design provides strong engagement in 3/8", 1/2" and 5/8" gypsum wallboard
- Replaces plastic plugs and toggles
- Low profile head
- Single point designs for clean cutting installation

Anchor Type	Material	Size	Bulk Part No	Bulk Qty	Packaged Part No	Packaged Qty	Max Fixture Thickness	Accommodates Sheet Metal Screw Size
E-Z Lite™	White Nylon	3/8 x 1-5/16	5006900	10M	5006902	10 - 100 ct. Boxes	3/4"	#6
E-Z Mini™	Zinc	7/16 x 1-1/4	5033900	3M	5033902	10 - 100 ct. Boxes	3/4"	#6, #7, #8
Stud Solver™	Zinc	1/2 x 1-1/8	5052900	1.5M	N/A	N/A	3/4"	Use only with #8 screw provided
E-Z Zinc™	Zinc	1/2 x 1-5/8	5000900	1.5M	5000902	10 - 100 ct. Boxes	3/4"	#6, #7, #8
E-Z Plastic Plus™	White Nylon	1/2 x 1-5/8	5035900	4.5M	5035902	10 - 100 ct. Boxes	3/4"	#6, #7, #8
E-Z Twist-N-Lock™	White Nylon	1/2 x 1-5/8	5061900	4.5M	5061902	10 - 100 ct. Boxes	3/4"	#6, #7, #8
E-Z Toggle™ Pan SMS	Zinc	9/16 x 2-1/2	5014900	.5M	5014901	50 ct. Box	1/2"	#8
E-Z Toggle™ Large Washer Face SMS	Zinc	9/16 x 2-1/2	5017900	.5M	5017901	50 ct. Box	1/2"	#8