

Offering high pull-out/torque performance. Hi-Tork is recommended for high fill plastics with reduced installation depth, is tolerant of molding process variables and provides high process capability.

ADVANTAGES

- HIGH PULL-OUT AND TORQUE PERFORMANCE
- CAPABLE OF PROVIDING "BOLT BREAK PERFORMANCE"
- ESPECIALLY RECOMMENDED FOR HIGH FILL PLASTICS
- REDUCED INSTALLATION DEPTH
- TOLERANT OF VARIATIONS FROM MOLDING PROCESS
- HIGH INSTALLATION SPEEDS
- GREATLY REDUCED SCRAP RATE
- HIGHER PRODUCTIVITY
- PROVIDES HIGH PROCESS CAPABILITY



DESIGN GUIDE

HOLE PREPARATION

The special Hi-Tork hole form is specifically designed for molding. Dimensions for the hole are detailed on the following page.

INSTALLATION

The fastener may be installed using either a pre-heating process or using heat generated by ultrasonics.

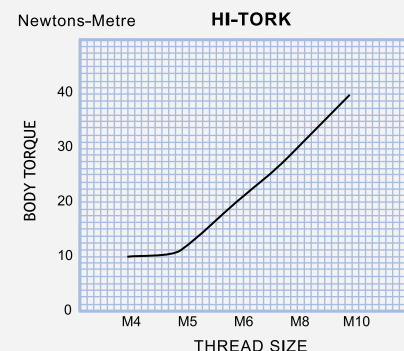
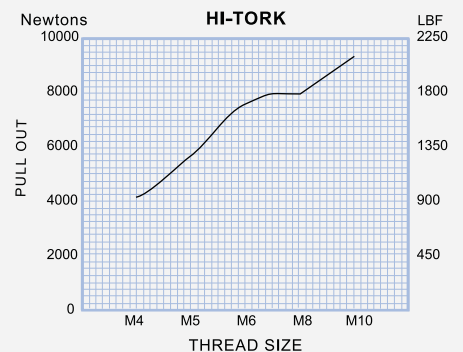
Where pre-heating process is used, care must be exercised to ensure that the fastener softens but does not melt the plastic.

WALL THICKNESS

A general guide to minimum wall thickness is given in the technical data table but this will vary dependant upon the nature of the plastic. Where thinner walls are required these can often be accommodated, but consultation with PSM and pre-production testing is strongly advised.

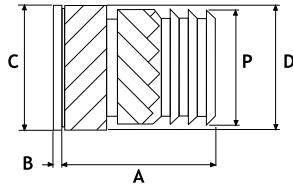
PERFORMANCE DATA

The complexity of materials and variations in service conditions make it impossible to detail fastener performance for specific applications. The chart gives a general guide and shows the relative performance of the insert in the range.



TECHNICAL DATA

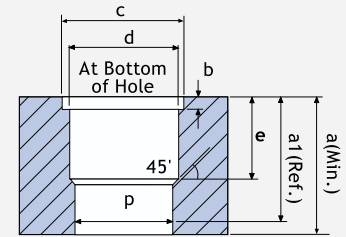
INSERTS



PRODUCT CODE [HT]

STANDARD MATERIAL : BRASS (B)
Other materials possible on quotation

HOLE CONFIGURATION



Moulding Taper
1° Inclusive

DIMENSIONS

ISO METRIC

Unit: Millimetres

Thread Size	Insert Length A	Head Height A	Head Diameter A	Insert ϕ D	Pilot End ϕ P	Rec. Hole Size -0.00 + 0.10						Min. Wall Thickness	
						a	a1	b	c	d	e		p
M4	9.6	0.5	9.0	9.0	8.2	11.0	9.6	0.9	10.0	8.3	6.5	7.4	3.5
M5	11.0	0.5	10.5	10.5	9.7	12.0	11.0	0.9	11.4	9.9	6.5	8.6	4.5
M6	11.0	0.5	12.0	12.0	11.2	12.0	11.0	0.9	13.0	11.3	6.5	10.4	6.0
M8	11.0	0.5	13.7	13.7	12.9	12.0	11.0	0.9	14.0	13.0	6.5	12.1	8.0
M10	11.0	0.5	15.2	15.2	14.5	12.0	11.0	0.9	16.0	14.6	6.5	13.7	10.0

Other lengths possible on quotation.

HOW TO SPECIFY

	HT
PRODUCT CODE	HT-B-M4
MATERIAL CODE	HT-B-M4
THREAD SIZE	HT-B-M4