


SpringFast®

Mil Spec Composite Grommet Edging

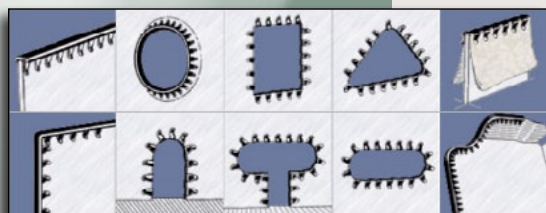

Cage Code: 0HES0



M22529/1



M22529/2



Mil Spec qualified Spring-Fast is the fastest, safest, most reliable way to protect wires, cables, and tubing from abrasion. It locks on with finger pressure in seconds, eliminating solvents, adhesives, ancillary materials and volatile organic compound (VOCs). Installs continuously and is very flexible for use on straight edges and sharp inside and outside corners.

Features and Benefits:

- NASM22529 qualified
- FAA approved
- Eliminates adhesives
- Eliminates major environmental and safety concerns
- Adapts to a wide range of material thicknesses and applications
- For straight edges and inside and outside corners
- NAVAIR Per 01-1A-505-1
- FAR 25.853, Cage Code: 0HES0
- UL94 V-0 compliant
- RoHS compliant
- National stock numbers available

Applications:

- Airframe Structure
- Military Tactical Vehicles
- Auxiliary Power Units
- Avionic Instruments
- In-flight Entertainment
- Bulkheads
- Seating
- Dashboard
- Lightening Holes
- Tail Section
- Radar Systems
- Flight Refueling
- Land and Armaments
- Wing Ribs

Qualifications:

Temperature Range	-40°F to 185°F (-40°C to 85°C)
Voltage Breakdown 60 Hz	1500 V
Flammability	FAR 25.601, FAR 25.853 MIL-STD-202F
Random Shock and Vibration	MIL-STD-1344
Salt Spray Testing	MIL-STD-202F



840R Roll-Fast™ Applicator Tool



MFE 100 Full Bypass Shears



880G Go No-Go Sheet Thickness Gauge



800TK Tool Kit



Spring-Fast Scale



www.devicetech.com

The information contained in this data sheet is based on our experience to date and is believed to be reliable. It is intended as a guide for use by persons having technical skill at their discretion and risk. We do not guarantee favorable results or assume any liability in connection with its use. Dimensions contained herein are for reference purposes only. For specific dimensional requirements, consult the factory. This publication is not to be taken as license to operate under, or a recommendation to infringe upon any existing patents. This supersedes and voids all previous literature, etc. Device Technologies, Inc. expressly disclaims any and all express or implied warranties concerning its products including without limitation, warranty of fitness for a particular purpose and warranty of merchantability. Copyright © 2015 Device Technologies, Inc.

Part Numbers

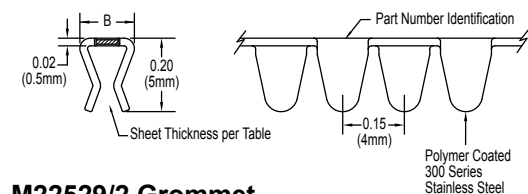
Military Standard		MIL-STD Cross Reference	Sheet Thickness		Unit Length		Width B		
Part Number	Dash Variation		Inches	mm	foot	m	Inches	mm	
M22529/1	-1R-25	MS21266-1 0.015"-0.052"	0.025	0.60	25	7.6	0.14	3.56	
	-1R-100		0.036	0.90	100	30.5			
	-2R-25	MS21266-2 0.052"-0.085"	0.036	0.90	25	7.6			
	-2R-100		0.063	1.60	100	30.5			
	-3R-25		0.059	1.50	25	7.6			
	-3R-100		0.074	1.90	100	30.5			
	-4R-25	MS21266-3 0.085"-0.128"	0.070	1.80	25	7.6	0.19	4.83	
	-4R-100		0.093	2.40	100	30.5			
	-5R-25		0.090	2.30	25	7.6			
	-5R-100		0.111	2.80	100	30.5			
	-6R-25	MS21266-4 0.128"-0.192"	0.105	2.70	25	7.6	0.25	6.35	
	-6R-100		0.134	3.40	100	30.5			
	-7R-25	MS21266-5 0.192"-0.255	0.178	4.50	25	7.6	0.32	8.13	
	-7R-100		0.198	5.00	100	30.5			
	-8R-25	-	-	-	-	12.75"	324mm	-	-
	-8R-100					-	-	-	-
M22529/2	-1R-25	MS21266-1 0.015"-0.052"	0.025	0.60	25	7.6	0.20	5.10	
	-1R-100		0.036	0.90	100	30.5			
	-2R-25	MS21266-2 0.052"-0.085"	0.036	0.90	25	7.6			
	-2R-100		0.063	1.60	100	30.5			
	-3R-25		0.059	1.50	25	7.6			
	-3R-100		0.074	1.90	100	30.5			
	-4R-25	MS21266-3 0.085"-0.128"	0.070	1.80	25	7.6	0.24	6.10	
	-4R-100		0.093	2.40	100	30.5			
	-5R-25		0.090	2.30	25	7.6			
	-5R-100		0.111	2.80	100	30.5			
	-6R-25	MS21266-4 0.128"-0.192"	0.105	2.70	25	7.6	0.32	8.10	
	-6R-100		0.134	3.40	100	30.5			
	-7R-25	MS21266-5 0.192"-0.255	0.178	4.50	25	7.6	0.38	9.70	
	-7R-100		0.198	5.00	100	30.5			
	-8R-25	-	-	-	-	12.75"	324mm	-	-
	-8R-100					-	-	-	-
MFE-100		Full Bypass Shears							

Cut Lengths

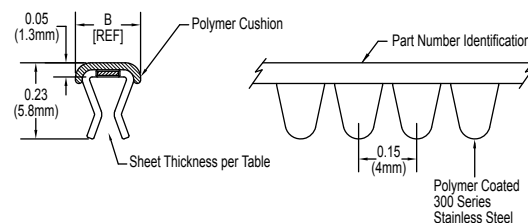
Nominal Hole Diameter Reference	Cut Lengths	
	Length	Number of Castles
2.000	6.00	40
2.250	6.90	46
2.500	7.65	51
2.750	8.40	56
3.000	9.15	61
3.250	10.05	67
3.500	10.80	72
3.750	11.55	77
4.000	12.30	82
4.250	13.20	88
4.500	13.95	93
4.750	14.70	98
5.000	15.45	103
5.250	16.35	109
5.500	17.10	114
5.750	17.85	119
6.000	18.60	124

Dimensions in inches per NASM22529

M22529/1 Grommet



M22529/2 Grommet



Due to sheet thickness tolerances and finishes, end user should determine product sizes by trial. When sheet thickness is at the maximum for the grommet chosen, end user may use a rubber mallet to set, or try the next size larger grommet.

Ordering Examples

Cut Lengths

M22529/1 - 1 C - 85

Uncushioned Grommet

Sheet thickness: 0.025" ~ 0.036"
(0.6mm ~ 0.9mm)

Factory pre-cut length

Number of castles, 12.75" (32.4mm)

Reels

M22529/2 - 4 R - 25

Cushioned Grommet

Sheet thickness: 0.070" ~ 0.093"
(1.8mm ~ 2.4mm)

Reel

Length: 25' (7.6m)

Ordering Options:

- 25' (7.6m) or 100' (152m)
- Factory pre-cut lengths
- Bulk or private branded kits
- 840R Roll-Fast™ installation tool
- MFE-100 Full Bypass Shears
- 860GSB Spring-Fast® Cut to Length Scale

I.S. EN ISO 9001:2008 • AS9100-B/ISO 9001:2008 Certified. Registration No. AS19.4480

Certified Vendor to Fortune 100 & 500 OEMs, JIT w/ MAJOR OEMs Worldwide, supported by International Distribution




www.devicetech.com

USA Toll Free: +1-800-669-9682

Phone: +1-508-229-2000 x 130

Fax: +1-508-229-2622

Email: customerservice@devicetech.com



The information contained in this data sheet is based on our experience to date and is believed to be reliable. It is intended as a guide for use by persons having technical skill at their discretion and risk. We do not guarantee favorable results or assume any liability in connection with its use. Dimensions contained herein are for reference purposes only. For specific dimensional requirements, consult the factory. This publication is not to be taken as license to operate under, or a recommendation to infringe upon any existing patents. This supersedes and voids all previous literature, etc. Device Technologies, Inc. expressly disclaims any and all express or implied warranties concerning its products including without limitation, warranty of fitness for a particular purpose and warranty of merchantability. Copyright © 2015 Device Technologies, Inc.

MS-1109/2M